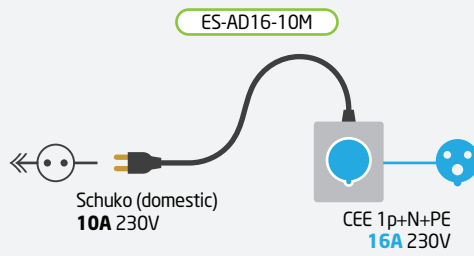
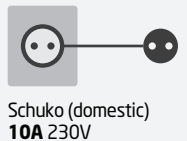

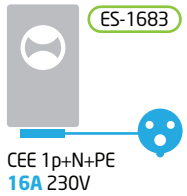
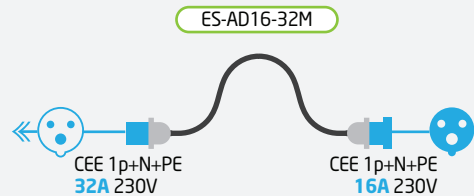
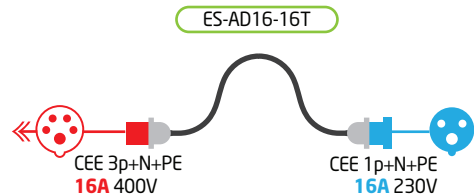
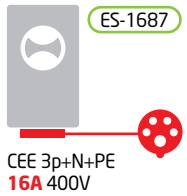
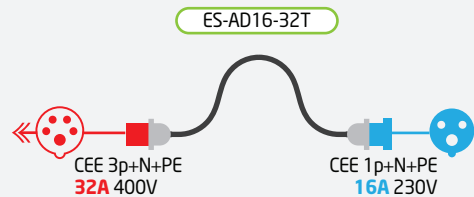


WALL SOCKET

ADAPTER

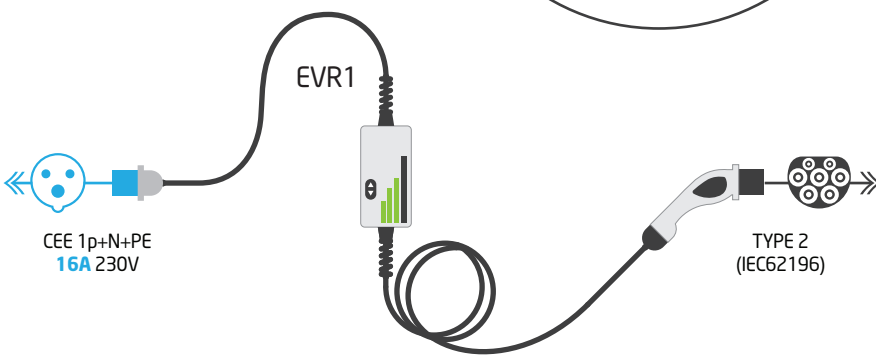
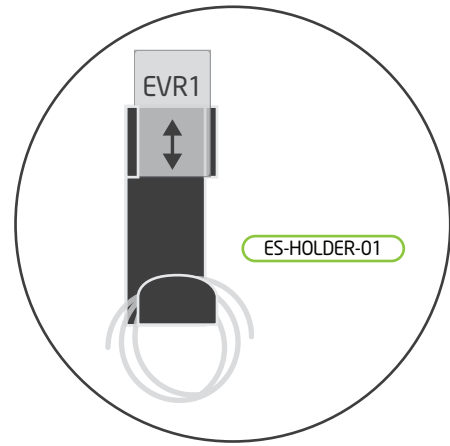
PORTABLE CHARGING STATION



WALL SOCKET	SCHUKO 10A
	CEE 16A - CEE 16A
	CEE 32A - CEE 32A



CURRENT	6	8	10	13	16	20	24	28	32	A
POWER	1.4	1.8	2.3	3.0	3.7	4.6	5.5	6.4	7.4	kW




ES-22CE16xx/7D

EVR1 TYPE 2 max 3.7 kW

Adjustable Current: 6, 8, 10, 13, 16A - 230V AC (1-phase), max 3,7 kW

- Audi A3 e-tron
- BMW i3
- BMW i3 (with optional 32amp)
- BMW i8
- BYD e6
- Mercedes-Benz Classe B Electric
- Mercedes-Benz Vito E-CELL
- Porsche Cayenne S Hybrid
- Porsche Cayenne S Hybrid (with optional 32amp)
- Porsche Panamera S E-Hybrid
- Renault Kangoo Z.E. (2013)
- Renault Zoe
- Smart For-Two ED
- Smart For-Two ED (with optional 32amp)
- Tesla Model S (dual charger 20kW)
- Tesla Model S (single charger 10kW)
- Volkswagen e-Golf
- Volkswagen e-up!
- Volvo V60 Plug-In Hybrid



TYPE 2 (IEC62196) EV



www.e-station-store.com

© 2016 All Rights Reserved